









IzPack 5.0 QA Sheet



Given the significant changes that were made to the IzPack codebase and infrastructure towards the release of IzPack 5.0, the following items will need to be checked before we can release it.

This is not an "informative" checklist... we actually need your help in checking each item! 🙌

Item	Description	Completed?
Maven migration	The build infrastructure is moved to Maven. It runs on Maven 2 and Maven 3. It deploys on the Codehaus Nexus Repository.	
Maven plugin	A working IzPack installer can be generated using the Maven plugin.	
Standalone compiler	A working IzPack installer can be generated using the standalone compiler.	
Command-line compiler	A working IzPack installer can be generated using the command-line installer scripts on Windows and Linux / Mac OS X.	
Ant plugin	A working IzPack installer can be generated using the Ant plugin.	
Uninstaller	The uninstaller generated by an IzPack installer is fully operational.	
Console / automated installer	An IzPack installer can be run from an interactive or automated headless console environment.	
Documentation	A minimal documentation is available from the Codehaus Confluence Wiki.	



Legend

-  We are sure that it works
-  We are unsure, please test and fix!